



TECHNIWATCH

swiss precision tools

UNIVERSAL STAKE FOR SCREW-DOWN CASE-BACKS

Closing and opening

Ref.: E319000

THANKS TO ITS ADHESION, THIS STAKE IS SUITABLE FOR ALL TYPES OF CASE-BACK. SO IT WILL REPLACE ALL DEDICATED STAKE PANELS

This stake's 2 main assets are the excellent adhesion of the sphere, as well as the adjustable stop used to optimise the contact surface on the case-backs.

This adhesion, associated with a maximum contact surface, makes it possible to screw the case-backs to the final tightening torque. To do so, it is preferable to mount the stake on a press combining vertical movement (ideally a rack or motorised press) with rotation. This enables you to apply a controlled axial force, while applying a rotational movement i.e. tightening.

To optimise the stake's adhesion, you can clean the sphere with clear water, or with an alcohol wipe.



Technical specifications:

- Contact sphere:
 - Synthetic material
 - Adhesive
 - Non-scratching
- Adjustable contact surface: approximately $\varnothing 28$ to $\varnothing 50$
- Attachment: $\varnothing 8$ mm; anti-rotation width 8 mm

Size:

$\varnothing 66$ mm x 58 mm

Weight:

130 grams

References:

E319000

Techniwatch SA

Route de la Jaluse 5b,
2400 Le Locle
Tel.: 032 926 19 46
www.techniwatch.ch

Check out our presentation videos on our "Techniwatch SA" Youtube channel
Also accessible by scanning the QR code below



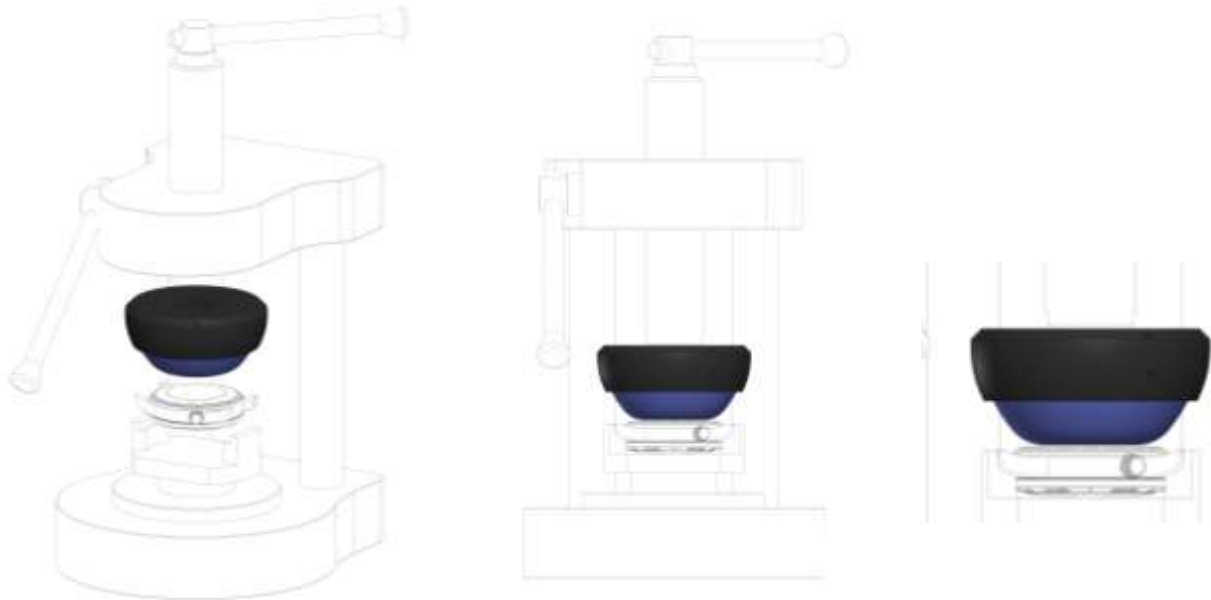


TECHNIWATCH

swiss precision tools

UNIVERSAL STAKE FOR SCREW-DOWN CASE-BACKS

Product details

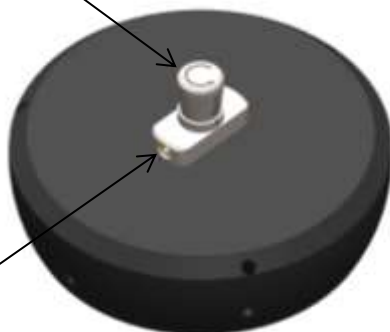


Adjusting the contact surface:

- ➔ Unscrew the small screw using a No. 1.5 Allen key
- ➔ Turn the knob using the arrow and the mark for guidance:
 - Clockwise to increase the contact surface
 - Anti-clockwise to decrease the contact surface
- ➔ Screw in the lock screw using the Allen key

Adjustment knob

Lock screw



Mark



Techniwatch SA

Route de la Jaluse 5b,
2400 Le Locle
Tel.: 032 926 19 46
www.techniwatch.ch

Check out our presentation videos on our "Techniwatch SA" Youtube channel
Also accessible by scanning the QR code below





TECHNIWATCH

swiss precision tools



Contact surface
Min.: approximately



Contact surface
Max.: approximately

APPLICATIONS:

- **OPENING CASE-BACKS IN AFTER-SALES / PRODUCTION**
- **CLOSING CASE-BACKS TO THE FINAL TORQUE**

Advantages:

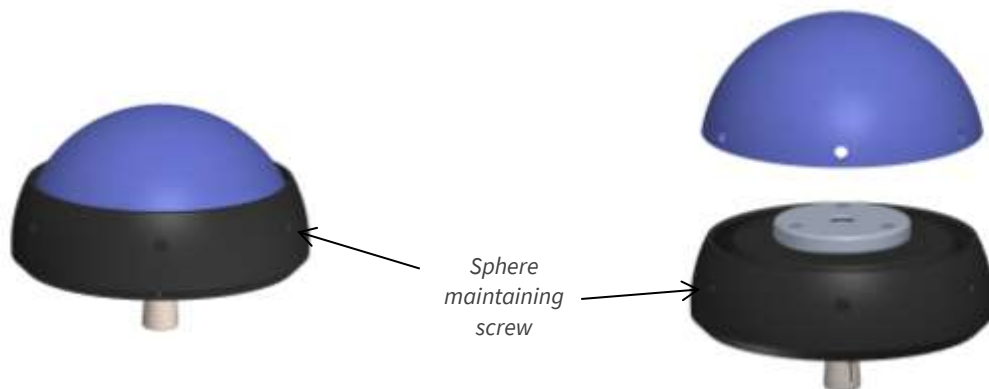
- ➔ Works on solid, engraved and sapphire case-backs
- ➔ Non-scratching
- ➔ Adaptable to most presses on the market
- ➔ Interchangeable sphere

Maintenance advice:

Clean the sphere with clear water or an alcohol wipe


Replacing the sphere:

- ➔ Unscrew the 6 screws using a No. 1.5 Allen key
- ➔ Remove the used sphere and fit the replacement sphere, visually lining up the 6 holes with the 6 screws
- ➔ Fully screw in the 6 screws, holding the sphere in position



UNIVERSAL STAKE FOR SCREW-DOWN CASE-BACKS

Accessories

	Products	Reference
	Spare sphere	E326000-S

Techniwatch SA

Route de la Jaluse 5b,
2400 Le Locle
Tel.: 032 926 19 46
www.techniwatch.ch

Check out our presentation videos on our "Techniwatch SA" Youtube channel
Also accessible by scanning the QR code below

