



TECHNIWATCH

swiss precision tools

SWATCH BATTERY KEY

Universal key for replacing batteries in any SWATCH watch

Ref.: E323000

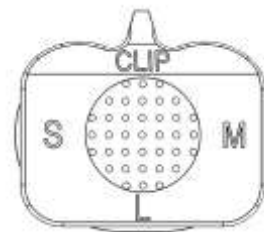
THIS KEY, EQUIPPED WITH FOUR GEOMETRIES, IS ADAPTABLE TO ANY BATTERY COVER SHAPE.

It has the advantage of a pocket format and being extra easy to operate.

Its synthetic material and its geometries perfectly tailored to the cover shapes eliminate the risk of damaging your watch.

Its ergonomic design makes it really straightforward to use: grip the key between your thumb and index finger, at the two anti-slip recesses provided. Then choose the geometry matching the cavity of your watch's cover (S,M or L). Finally, turn the cover of your SWATCH anti-clockwise, or unclip and remove the cover.

Change the battery, and follow the procedure in reverse order. That's the job done, all in under 20 seconds...



Technical specifications:

- Shell made from synthetic material
- Advanced ergonomics
- 4 functions:
 - Small (S): to be used for small slots
 - Medium (M): to be used for medium slots
 - Large (L): to be used for long slots
 - CLIP: to be used for unclipping covers without slots

Size:

30 x 26 mm
Height 5 mm

Weight:

10 grams

Reference:

E323000

Techniwatch SA

Route de la Jaluse 5b,
2400 Le Locle
Tel : 032 926 19 46
www.techniwatch.ch

Discover our presentation videos on our YouTube channel « Techniwatch SA »
Also accessible by scanning the following QR code





TECHNIWATCH

swiss precision tools

SWATCH BATTERY KEY

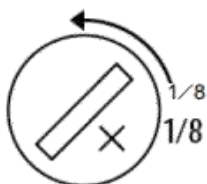
Product details

RECOMMENDATIONS:

Before purchasing a new battery, open the watch as described below, to determine which battery type to purchase.

Turn the watch over, and perform one of the following operations:

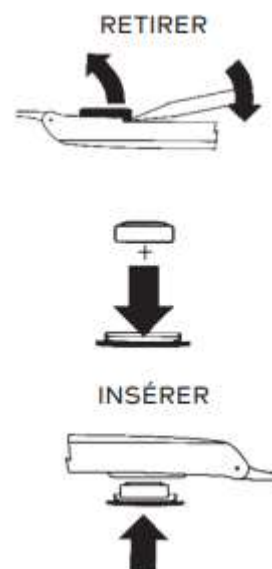
STANDARD WATCHES:



Use the end-pieces (S, M or L) according to your watch.

All models except Skin, Touch and Fun

SKIN / TOUCH / FUN SCUBA:



Open the battery cover with care, at the "CLIP" point. Place the battery with the (+) sign into the base of the battery cover. Press the battery cover from the bottom into your watch case, with the battery in place.

Techniwatch SA

Route de la Jaluse 5b,
2400 Le Locle
Tel : 032 926 19 46
www.techniwatch.ch

Discover our presentation videos on our YouTube channel « Techniwatch SA »
Also accessible by scanning the following QR code

